

NEPTUNE 400 FX WASH

SS671XCEM



PRODUCT INTRODUCTION

NEPTUNE 400 FX WASH is an innovative IP washing moving head, combined with 7x40W and 60W RGBW LED, one LED ring effect and great optics design. It is built in HSIC system, mixing color much easier and faster, creating a brilliant color effect. Extremely perfect dynamic effect by individual pixel control. Beam angle 5°-35°, Field angle 8°-45°. Small compact with a very light weight 23KG. It is an ideal products for outdoor concerts/events, commercial complex, theme park, amusement park and rental touring market.

Product parameters

Optical system

Light source 7X40W(RGBW,RGBA optional)
+ 60W(RGBW)
Beam angle 5°-35°
Field angle 8°-45°

Appearance

Size 416x356x489mm
Weight 23kg
Casing Die-cast aluminumplastic (V0)
Color Black

Electrical Specs

Voltage AC100-240V,50/60Hz
Max. Power 350W
Power Connection power in
Signal socket 3pin or 5pin in and out,
RJ45 in and out

Control System

Pan/Tilt rotation 540°/220°
Dimmer 0-100%16Bit
Cooling Forced Convection
Control DMX512, RDM, ARTNET, SACN, Web Server,
W-DMX (optional)

Display On board Control, Custom Mode,0-25Hz Strobe
Con Personality SSP(25CHS), TOUR(30CHS), TR16(33CHS), CMY(31CHS)
HSIC(27CHS), PIXEL(52CHS)
Special Pan/Tilt movement blackout, User-selectable pan/tilt ranges,
gravitation sensor for auto screen positioning

Effect synthetic system

Led ring Can present the rainbow effect
Unique Effect Magic kaleidoscope

Certification

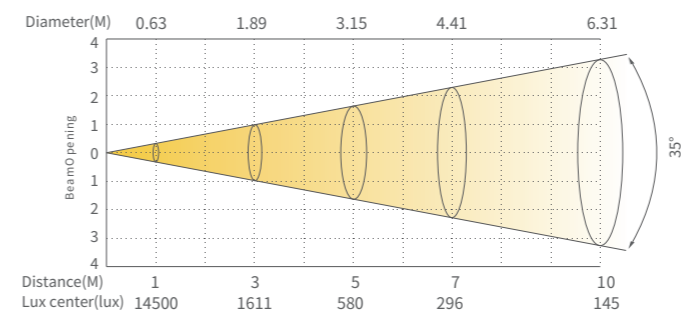
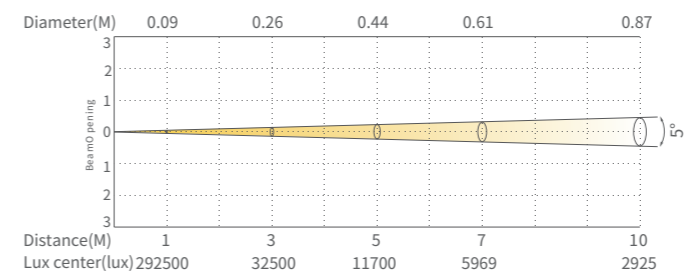
CE, MET

Work Environment

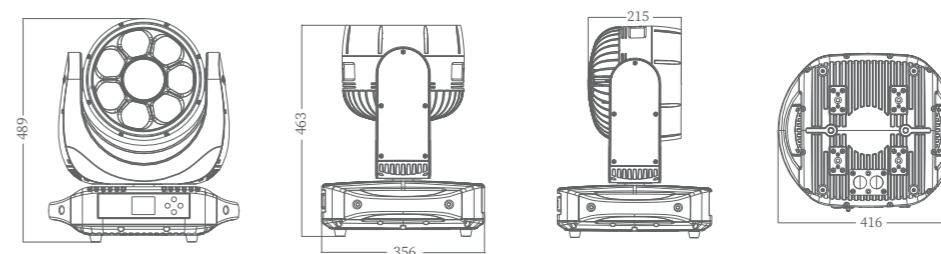
Ambient Temp -20°C-45°C
IP Rated IP65

ILLUMINANCE AT DISTANCE

7X40W(RGBW)



DIMENSIONS



ACCESSORIES (Accessories not included unless otherwise stated)

