

# DYNAMIC COLOR

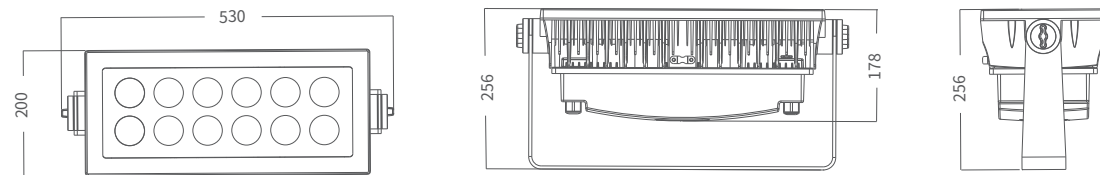
## QUAKE i75

AM1351XLT/XWT/XAT


QUAKE i75 uses a narrow angle lens to achieve a super narrow output beam angle effect and high luminous intensity. The color of the led chips can be arbitrarily matched to meet the needs of various application scenarios. At the same time, it adopts the CCS3.0 color consistency system and supports RDM function, with IP67 rated is suitable for permanent installation, used in hotel lighting, theme parks, bridge lighting and other lighting projects.



### DIMENSIONS



### ACCESSORIES

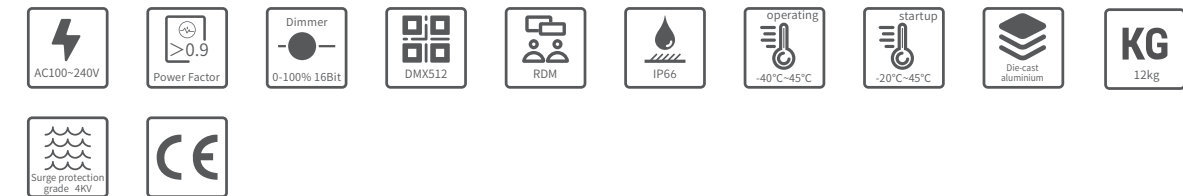


Barn doors (X10165)

### TECHNICAL DATA

PRODUCT	Max.Power	Lumen	Peak Intensity	LED Qty	Optics
QUAKE i75					
AM1351XWT(XLT/XAT)	250W	7728lm	266700cd (6°)	75pcs, R*20, G*19, B*18, W/A/L*18	6°, 12°, 15°, 20°, 30°, 36°

### SPECIFICATIONS



### PHOTOMETRIC DATA

AM1351XWT

