

## PRODUCT INTRODUCTION

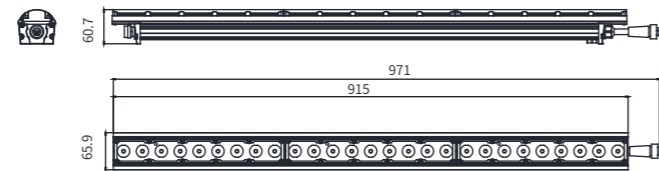
Graze series is a linear flood light, designed to illuminate walls or any type of linear structure, integrated universal power supply and connect via the power and data box, thanks to the seamless connection and can have a good uniform color effect.

Applied to indoor and outdoor installation, such as shopping mall, hotel, church, bridge, etc.



## DIMENSIONAL DRAWING

Dimensions (L\*W\*H) 971x65.9x60.7mm



## TECHNICAL PARAMETER

PRODUCTNAME	PRODUCT	MAX.POWER	LUMEN	PEAK INTENSITY	LED QTY	OPTICS
GRAZE 27Q	AM713XCET	60W	2258lm	20100cd (15°)	Multiple color (RGLB, RGBW)	LENS OPTICS : 15° AFTER DIFFUSER : 25°, 30°, 60°
GRAZE 27Q	AM713XLET	60W	1850lm	17650cd (15°)	Multiple color (RGLB, RGBW)	10°*60°, 15°*30°, 15°*40°, 30°*15°, 30°*60°, 40°*15°, 60°*10°, 60°*30°

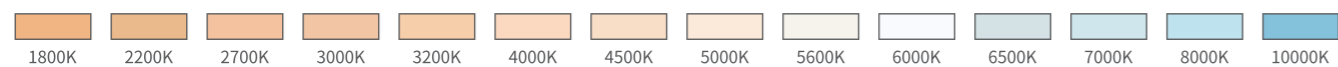
## CHANNEL MODE

Multiple Color and DMX channel mode: SOLID, ARC2, ARC2+D, ARC FULL, SPECIAL2.

Dynamic White and DMX channel mode: SOLID, ON/OFF.

## COLOR CONSISTENCY SYSTEM

### Color Temperature Segment



### 24 Color Card

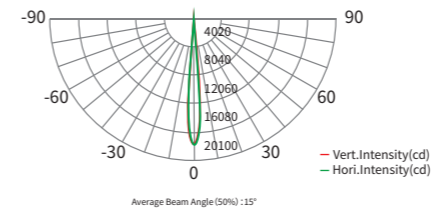


## SPECIFICATIONS

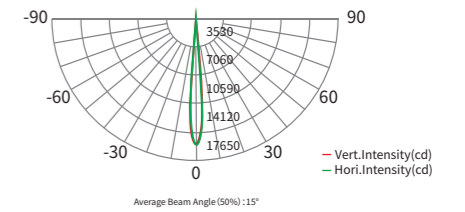


## PHOTOMETRIC DATA

GRAZE 27Q  
AM713XCET



GRAZE 27Q  
AM713XLET



## NECESSARILY ACCESSORIES



Data & Power Box (AM710)

End Termination Cap (female) (1180000657)

## OPTIONAL ACCESSORIES

Glare Shield 27Q (6813100054)

8-core extension line (0.5 meters) (1170000878)	20° Thin filter (2220000539)	30° Thin filter (2220000144)
8-core extension line (1.5 meters) (1170000877)	40° Thin filter (2220000145)	60° Thin filter (2220000198)
8-core extension line (3 meters) (1170000876)	1*30° Thin filter (2220000139)	1*40° Thin filter (2220000583)
8-core extension line (5 meters) (1170000875)	1*60° Thin filter (2220000266)	30*1° Thin filter (2220000217)
	30*60° Thin filter (2220000259)	60*30° Thin filter (2220000142)
	40*1° Thin filter (2220000229)	