

DYNAMIC WHITE

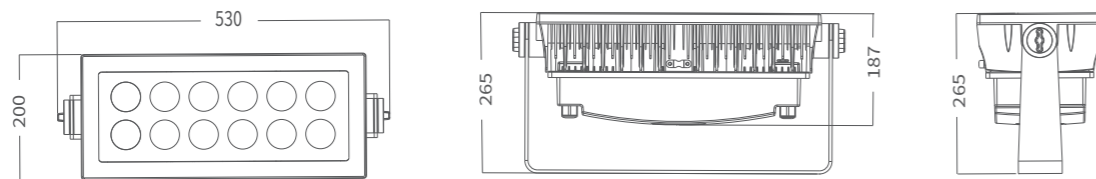
QUAKE i75

AM1351SCT/SWT/CAT


QUAKE i75 uses a narrow angle lens to achieve a super narrow output beam angle effect and high luminous intensity. The color temperature of the led chips can be arbitrarily matched to meet the needs of various application scenarios. At the same time, with IP67 rated is suitable for permanent installation, used in hotel lighting, theme parks, bridge lighting and other lighting projects.



DIMENSIONS



ACCESSORIES

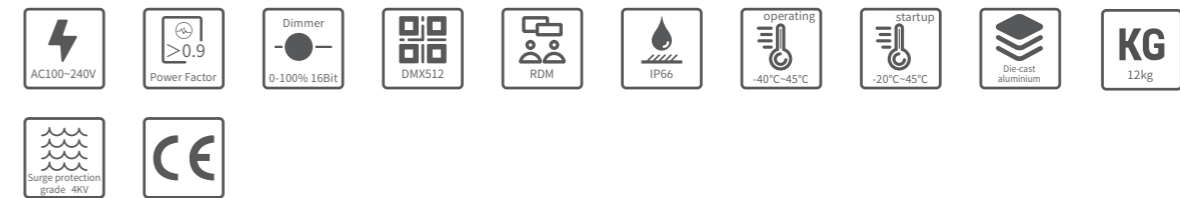


Barn doors (X10165)

TECHNICAL DATA

PRODUCT	Max.Power	Lumen	Peak Intensity	LED Qty	Optics
QUAKE i75					
AM1351SWT(SCT/CAT)	250W	10500lm	393750cd (6°)	75pcs, W/C/N/A*75	6°, 12°, 15°, 20°, 30°, 36°

SPECIFICATIONS



PHOTOMETRIC DATA

AM1351XWT

