

EC6

ECLIPSE 1000 RGBAL



PRODUCT INTRODUCTION

The ECLIPSE 1000 RGBAL is using the innovative 5 colors optic design. It comes with intelligent HSIC color management system, can easily pick up all colors you need. With precise preset 16 common colors, 1800K-10000K CCT, the perfect dimming curve, and the crystal-clear projection, and also it compatible with all our existing popular lenses. The ECLIPSE 1000 RGBAL is designed for the professional theatre / opera / rental / show applications!

PRODUCT PARAMETERS

Optical system

Light source	250W LED
Angle	5°/10°/14°/19°/26°/36°/50°/15°-30°/25°-50°
CCT	1800K-10000K
CRI	SS847XAL: Ra≥90; R9:94 SS5152XAL: Ra:95; R9:95

Appearance

Size	600x370x370mm
Weight	8.3kg
Casing	Die-cast aluminum
Color	Black

Electrical Specs

Voltage	AC100-240V,50/60Hz
Rated Power	300W
Power Connection	power in and out
DMX XLR	DMX in and out

Control System

Dimmer	0-100%16Bit
Cooling	Forced Convection
Control	DMX512, RDM

Display

On board Control, 0-25Hz Strobe
Con Personality
HSIC(8CHS), SDO(6CHS), SIMPLE(8CHS), COLOR8BIT(11CHS),
COLOR 16BIT(17CHS)

Certification

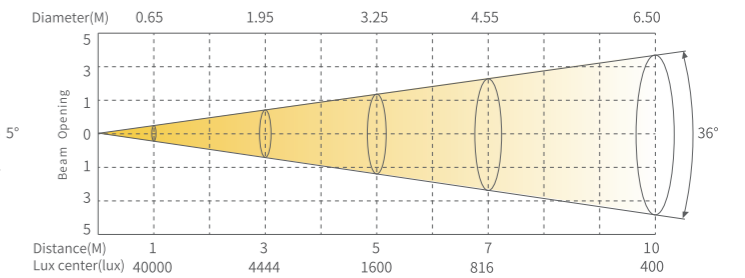
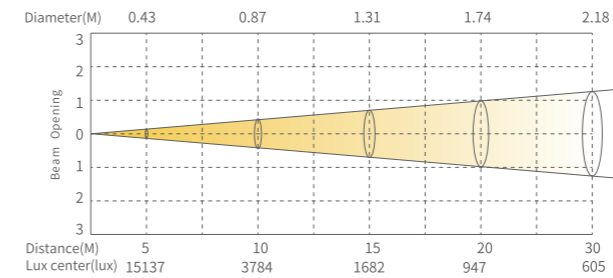
CE, MET

Work Environment

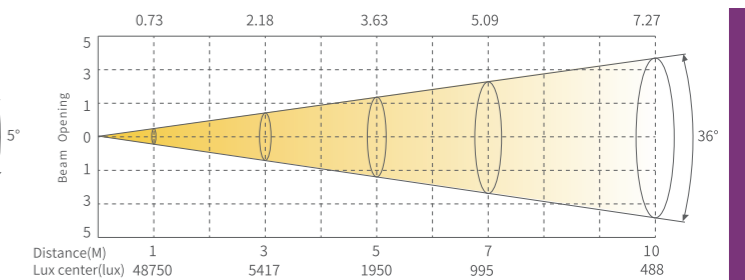
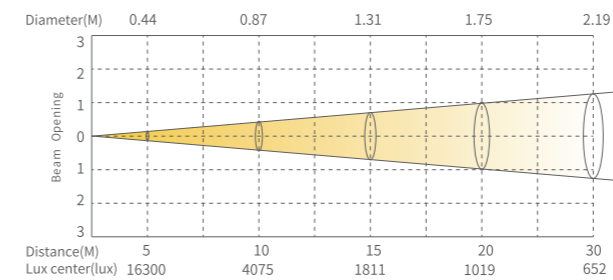
Ambient Temp 0-45°C
IP Rated IP20

ILLUMINANCE AT DISTANCE

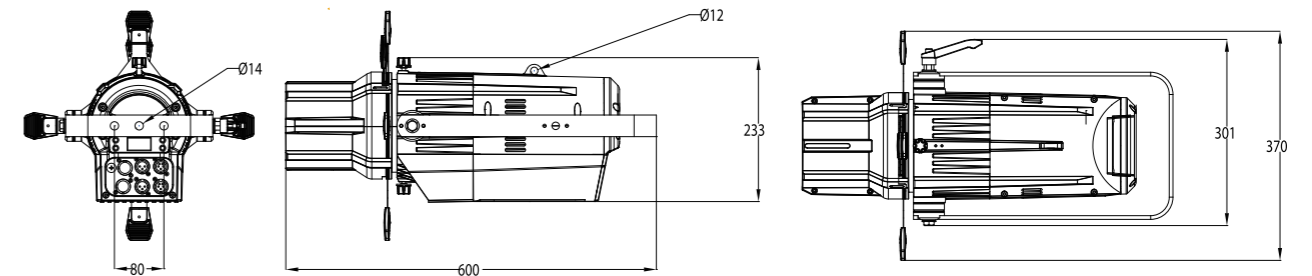
SS847XAL/SS5152XAL



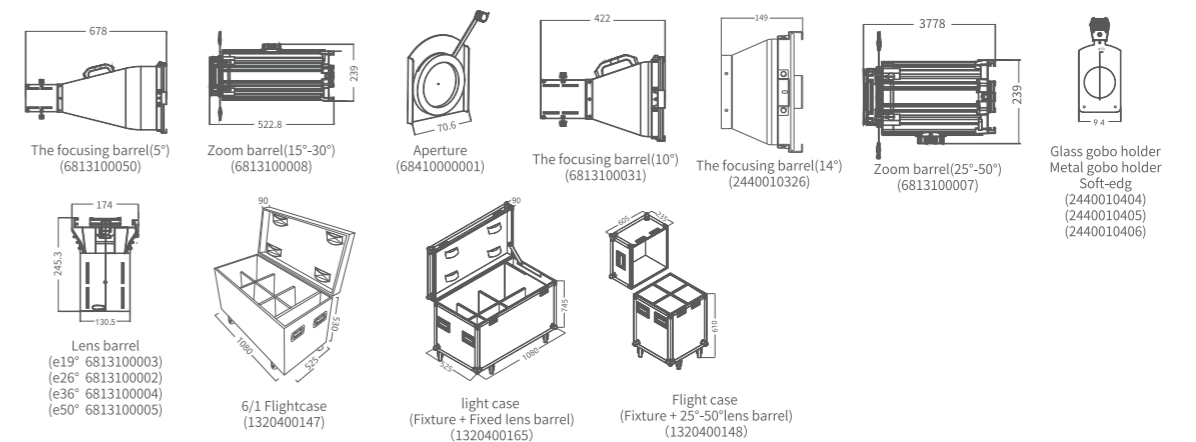
SS5152XAL



DIMENSIONS



ACCESSORIES (Accessories not included unless otherwise stated)



STAGER

FULL COLOR